

Meet the Kippin Family





“All children have a right to express themselves, their opinions and thoughts, and to be understood with the communication methods they use.”

*(New Finnish Early Education Plan,
first sentence of Children’s Rights)*

***“Interaction skills
and the ability to
express oneself
and understand
others have
major impacts on
identity,
functioning and
well-being.”***

***(New Finnish Early Education
Plan)***



"...language is the key to learning. Every child has the right to have as early as possible the communication methods that are essential for learning."

***Education councillor Pirjo Koivula, National Board of Education
(Kielipolku magazine 3/2012)***



The richness and challenges of multiculturality

- Finland has gotten clearly more multicultural during the 21st century

20 % of the
children in bigger
cities are
multicultural

Up to 90%
multicultural
children in some
day cares



More challenges for the daycare personnel

- In almost every daycare group there are children who need extra support with their communication and language development
- The daycare personnel is in need of ***methods*** and ***materials*** to support these children



- Early intervention ***saves money*** in the long run





Meet the Kippin Family

Fun and activating practice material to support communication and language skills



A versatile ready-to-use resource material

- ***Enables participation*** for every child regardless of their language skills
- A variety of games and activities keep children ***engaged***
- Practicing is fun and active – ***repetition*** without feeling drilled
- Vocabulary focuses on ***frequent everyday situations***



A systematic tool to help professionals

- A comprehensive user guide provides ***structure for learning***
- ***Tracking progress*** is made possible
- Children become familiar with the Kippin Family members which makes practicing ***continuous***
- Numerous ready-made practice materials and ideas ***reduce the need for planning time***
- Also room for ***creativity!***

Terms of use

- The product and all electronic material included in it may be used in all the groups of the daycare center.
- The product and all electronic material included in it may not be shared with another daycare center.
- A professional may share the material with up to three colleagues.





The material includes

- ***Illustrations*** of the Kippin family's everyday life (6 pcs)
- ***Picture cards*** (verbs, nouns, core vocabulary and adjectives for every illustration)
- ***Narration cards*** (cards depicting details of illustrations)
- ***Communication boards*** (one for every illustration and a separate communication board for core vocabulary)
- ***Muncher characters***
- ***Extras for playing and games***
- ***Manual***
- ***Homework assignments***
- ***Games***
- ***Memory stick*** (includes all materials in electronic form, except for the everyday activities illustrations)

Illustrations






































































Picture cards



Narration cards



Communication boards


Keittiö										
kysymys ?	minä / minun 	ei / älä 	mennä 	laittaa ruokaa 	avata 	leivän-paahdin 	ruoka 	leipä 	oho, virhe 	
mitä ?	sinä / sinun 	mennyt am. 	nähdä/katsoa 	paistaa 	nälkäinen 	pöytä 	hedelmä 	kattila 	ei merkkiä 	
mikä ?	se / hän 	olla 	tykätä 	sekoittaa 	keittiö 	jakkara 	puuro 	lasi 	tarvitsen apua 	
missä/minne 	isä 	haluta 	leikkiä 	tiskata 	jääkaappi 	kaappi 	letut 	lusikka 	anteeksi 	
kuka 	äiti 	ottaa 	syödä 	istua 	astianpesu-kone 	lattia 	taikina 	kauha 	minun vuoro 	
nyt 	tyttö 	isoäiti 	juoda 	odottaa 	pyyhe 	tuoli 	maito 	kissa 	uudestaan 	
sitten 	poika 	vauva 	tehdä 	nauraa 	kahvinkeitin 	kasvi 	lautanen 	koira 	lopetetaan 	

Extras for playing and games

- surprise cards
- movement cards
- flyswatter
- dice
- paper clips
- magnetic fishing rod
- game tokens
- pouch



Muncher characters



© Kipinäkeskus



© Kipinäkeskus



© Kipinäkeskus

Manual

- Contents of the whole material listed
- Introduction story of the Kippin Family
- Theory basis behind core words and modelling
- 13 practice ideas with specific instructions and goals

**MEET THE
KIPPIN FAMILY**
User Guide



Memory stick









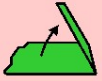
- 1. Picture cards
- 2. Narration cards
- 3. Communication boards
- 4. Board games
- 5. Homework
- 6. Muncher characters
- Manual
- Meet the Kippin Family Covering Note
- Meet the Kippin Family Terms of Use

MEET THE KIPPIN FAMILY





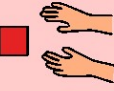





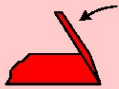
Matching games

Keittiö

nauraa 	pyyhkiä 	tiskata 
odottaa 	juoda 	voidella 
laittaa ruokaa 	haluta 	avata 

© Kipinäkeskus

Keittiö

syödä 	kattaa 	ottaa 
tykätä 	pestä 	paistaa 
keittää 	sekoittaa / vispata 	sulkea 

© Kipinäkeskus

- 1. Picture cards
- 2. Narration cards
- 3. Communication boards
- 4. Board games
- 5. Homework
- 6. Muncher characters
- Manual
- Meet the Kippin Family Covering Note
- Meet the Kippin Family Terms of Use

Board games

- 1. Picture cards
- 2. Narration cards
- 3. Communication boards
- 4. Board games
- 5. Homework
- 6. Muncher characters
- Manual
- Meet the Kippin Family Covering Note
- Meet the Kippin Family Terms of Use

LÄHTÖ

syödä haluta Avaruuslukuksi meni rikki, odota yksi heittovuoro juoda paistaa tiskata tykätä odottaa

LÄHTÖ

kaappi hedelmä Pikkukarhu löytää hunajaa ja jaksaa taas jatkaa matkaa. Siirry seuraavaan ruutuun. kahvinkeitin leivänpaahdin roskis Päivälepo, odota yksi heittovuoro.

Avaruuslukuksi kiitää huokeaa vauhtia eteenpäin, siirry seuraavaan ruutuun! kattaa tykätä juoda keittää laittaa ruokaa haluta Avaruuslukuksi kiitää huokeaa vauhtia eteenpäin, siirry seuraavaan ruutuun!

kauha

syödä

jääkaappi uuni Pikkukarhu löytää hunajaa ja jaksaa taas jatkaa matkaa. Siirry seuraavaan ruutuun. pyyhe tiskiallas lusikka pöytä lautanen

paistaa juoda Avaruuslukuksi meni rikki, odota yksi heittovuoro laittaa ruokaa

maito

MAALI

tykätä juoda Avaruuslukuksi meni rikki, odota yksi heittovuoro laittaa ruokaa voidella syödä

tuoli

MAALI

tiskata keittää kattaa

Päivälepo, odota yksi heittovuoro. kulho Pikkukarhu löytää hunajaa ja jaksaa taas jatkaa matkaa. Siirry seuraavaan ruutuun. paistinpannu kattila veitsi haarukka Pikkukarhu löytää hunajaa ja jaksaa taas jatkaa matkaa. Siirry seuraavaan ruutuun.

© Kipini

© Kipinäkeskus

Homework assignments

- 1. Picture cards
- 2. Narration cards
- 3. Communication boards
- 4. Board games
- 5. Homework
- 6. Muncher characters
- Manual
- Meet the Kippin Family Covering Note
- Meet the Kippin Family Terms of Use

Doing the laundry

what do we have to wash

Aim: To practise the verb to have to and clothing vocabulary

What to do: Ask the child to help you do the laundry. Take a look at the laundry basket. What do you have to wash today? Model verbally for the child how to use the verb to have to in sentences (for example, "do we have to wash the sheets today?", "do we have to wash the socks today?", "today we have to wash the towels", etc.). Draw pictures of the things you found in the empty squares below.

<p>sheets</p>	<p>towels</p>
<p>socks</p>	<p>pants</p>
<p>hats</p>	
<p>shirts</p>	
<p>trousers</p>	

© Kippincenter

Shopping list


what do we need from the store

Aim: To practise food vocabulary and making sentences.

What to do: Make a shopping list together with the child and decide upon what you need from the grocery store. When making the list, model verbally how to make sentences using food vocabulary (for example, "do we need bread?", "do you want apples?", "shall we buy milk?", etc.). Draw in the empty squares below the foods you need to buy. Take the list with you to the grocery store and practise the words again when you pick up your groceries.

© Kippincenter

Extra materials



sammakoloiikka	jänisloikka	kenguruoloiikka	karkukävely	kanakävely		
hiiren hiirehtiä	eläntien ryömiä	ryömiä	kerää	kottata	hippiä	luistella
		juosta	kävellä tak.			

Yläajokorttien avulla on pelattava ja leikettävä voimista huolehtimista ja lapselle motivoivampaa. Kortteja voi hyödyntää esimerkiksi oppimateriaalissa ja leikkimateriaalissa. Kortit soveltuvat valitsemallaan laajalle ikäalueelle ja niitä voidaan esimerkiksi käyttää ja käyttää leikkimateriaalissa. Ohjeissa on kuvitettu, miten kortteja voidaan käyttää leikkimateriaalissa. Ohjeissa on kuvitettu, miten kortteja voidaan käyttää leikkimateriaalissa.

Yläajokorttien avulla on pelattava ja leikettävä voimista huolehtimista ja lapselle motivoivampaa. Kortteja voi hyödyntää esimerkiksi oppimateriaalissa ja leikkimateriaalissa. Kortit soveltuvat valitsemallaan laajalle ikäalueelle ja niitä voidaan esimerkiksi käyttää ja käyttää leikkimateriaalissa. Ohjeissa on kuvitettu, miten kortteja voidaan käyttää leikkimateriaalissa.



Core words

- Core words are the most frequently used words in a language
- Studies show that in most languages, some 350 words make up about 80% of the words we use
 - About the same in all languages and all ages
- Since core words are repeated in our speech to such a large extent, it is important that these words and their use are systematically taught also to children who use communication aids or who are learning a second language
- Modelling gets easier with more core words

***Core vocabulary is a
slower path but a
stronger road***

(Carole Zangari)

Setting goals

Supporting language development

- Eg. Vocabulary, Building sentences, Descriptive language

Learning to use an AAC aid

- Eg. Using core vocabulary, Learning to find vocabulary needed, Navigation skills

Social skills

- *Eg. Joining play, peer skills, turn taking*



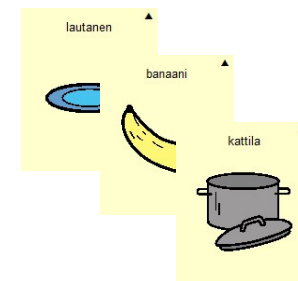
What's in the pouch?

You will need

- Illustration(s)
- Picture cards or narration cards
- Pouch

How to play

- Take out the selected illustration(s)
- Pick a narration or a picture card from the pouch and find the corresponding item or activity from the illustration




Swat the Fly

You will need

- Picture or narration cards
- Print flies (USB memory)
- Fly swatter
- Blu tack

How to play

- Chosen cards are attached to flies and spread around the room
- One player will instruct the others to catch the correct fly by telling them what the fly has eaten



Let's see the picture of the fly and the text on the fly. You can use the picture of the fly to make a story or a drawing. You can use the picture of the fly to make a story or a drawing. You can use the picture of the fly to make a story or a drawing.

Dice games



You will need

- An illustration
- Game board
- Game tokens
- Number dice

How to play

- Print a game board from the memory stick
- Play like a regular game with naming or making little sentences

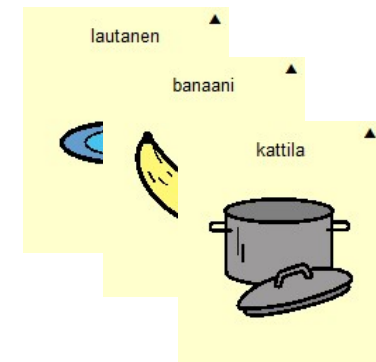

Feed the Muncher

You will need

- Picture cards
- Muncher
- (pouch)

How to play

- Choose a muncher
- Name a card and feed it to the muncher



Experiences from our pilot daycare

- Lot of children with poor language skills in our pilot group
 - Playfulness and level of activity has worked really well
- Worked extremely well with children learning a second language
- Positive impact on the children's language skills
 - More courage to use language
 - Longer sentences
 - Improved vocabulary
 - Better language comprehension



More benefits

- Positive changes in children's self esteem, social skills and inclusion
- Better participation → more diverse play, play situations more equal



More experiences

- The personnel spoke slower and used less complex → aiding language comprehension
- Personnel find using the box easy
 - Easy to start using with the help of the manual
- You get more creative with time → adapting the ideas to fit your own group better
- Good to spend enough time around one illustration, even 1 months



Price



300 € (VAT not included)

Having fun with the Kippin Family

- A brand new add-on to Meet the Kippin Family
- Six new illustrations with picture cards, narration cards and communication boards
- More vocabulary: hobbies and activities
- Price 200 € (VAT not included)



 **Kipinäcenter**
Sparks communication!

*Communication Center Kipinä
Malmin raitti 17
00700 Helsinki, Finland*

info@kipinakeskus.fi

*www.kipinakeskus.fi/en
www.facebook.com/Kipinakeskus*

